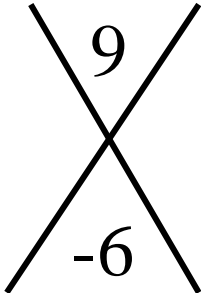


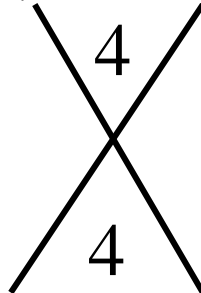
Sum & Product Puzzle: Set 1

In each diagram below, write the two numbers on the sides of the "X" that are *multiplied* together to get the top number of the "X," but *added* together to get the bottom number of the "X."

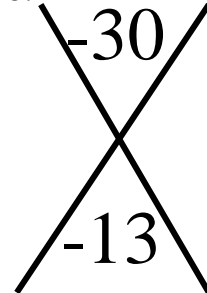
1.



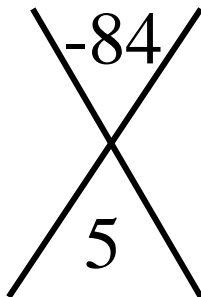
2.



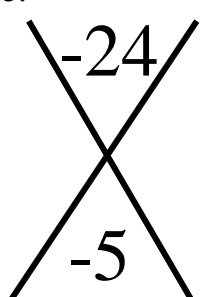
3.



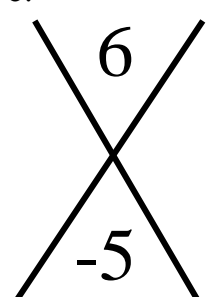
4.



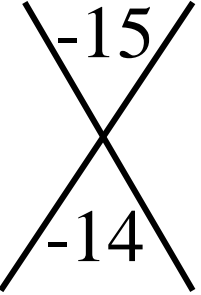
5.



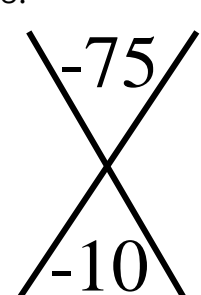
6.



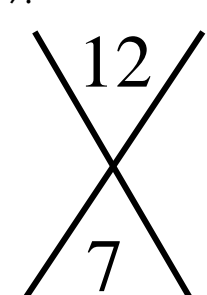
7.



8.



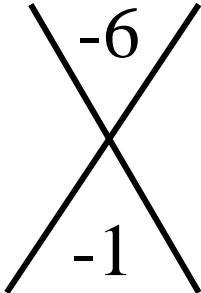
9.



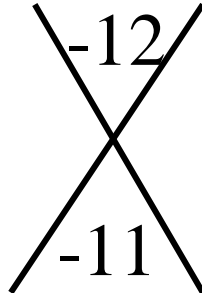
Sum & Product Puzzle: Set 2

In each diagram below, write the two numbers on the sides of the "X" that are *multiplied* together to get the top number of the "X," but *added* together to get the bottom number of the "X."

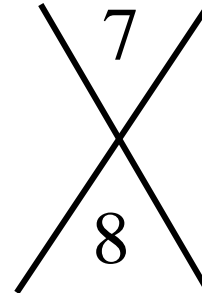
1.



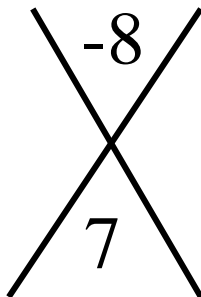
2.



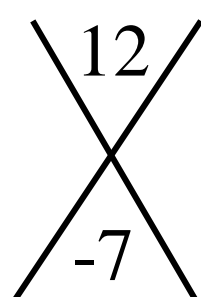
3.




4.



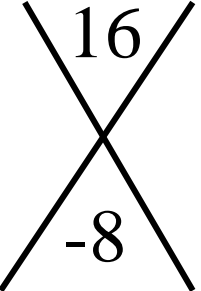
5.



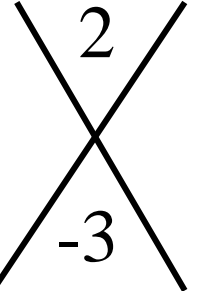
6.



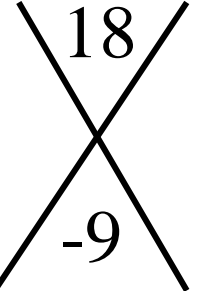
7.



8.



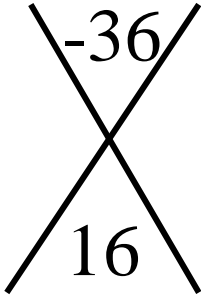
9.



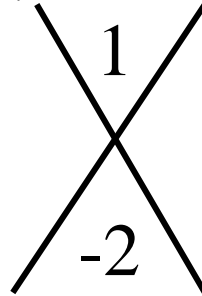
Sum & Product Puzzle: Set 3

In each diagram below, write the two numbers on the sides of the "X" that are *multiplied* together to get the top number of the "X," but *added* together to get the bottom number of the "X."

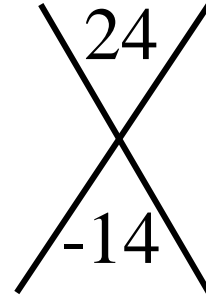
1.



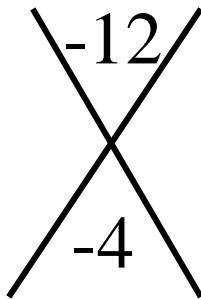
2.



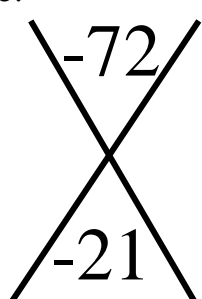
3.



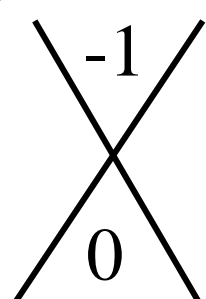
4.




5.



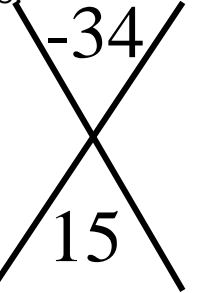
6.



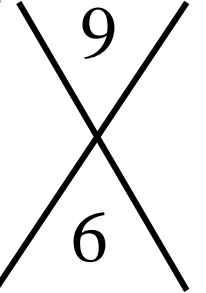
7.



8.

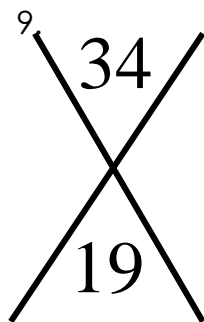
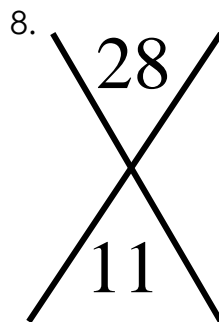
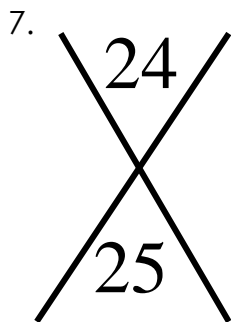
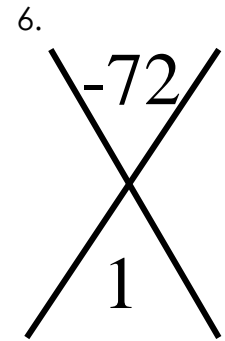
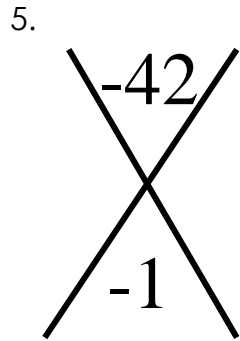

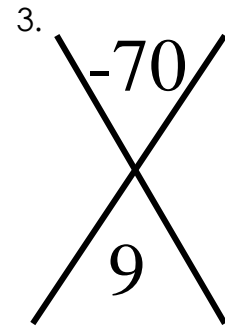
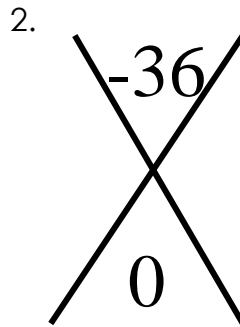
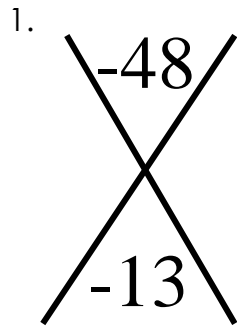


9.



Sum & Product Puzzle: Set 4

In each diagram below, write the two numbers on the sides of the "X" that are *multiplied* together to get the top number of the "X," but *added* together to get the bottom number of the "X."



Sum & Product Puzzle: Set 5

In each diagram below, write the two numbers on the sides of the "X" that are *multiplied* together to get the top number of the "X," but *added* together to get the bottom number of the "X."

